


AR2505 THRU AR2510



25.0 AMP SILICON RECTIFIERS



FEATURES

- * Low forward voltage drop
- * Low leakage current
- * High reliability
- * High current capability

MECHANICAL DATA

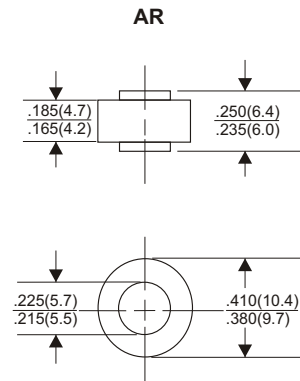
- * Case: Molded plastic
- * Epoxy: UL 94V-0 rate flame retardant
- * Slugs: Plated slugs, solderable per MIL-STD-202 method 208 guranteed
- * Polarity: Color ring denotes cathode end
- * Mounting position: Any
- * Weight: 1.80 grams

VOLTAGE RANGE

50 to 1000 Volts

CURRENT

25.0 Ampere



Dimensions in inches and (millimeters)

MAXIMUM RATINGS AND ELECTRICAL CHARACTERISTICS

Rating 25°C ambient temperature unieess otherwies specified.
Single phase half wave, 60Hz, resistive or inductive load.
For capacitive load, derate current by 20%.

TYPE NUMBER	AR2505	AR251	AR252	AR254	AR256	AR258	AR2510	UNITS
Maximum Recurrent Peak Reverse Voltage	50	100	200	400	600	800	1000	V
Maximum RMS Voltage	35	70	140	280	420	560	700	V
Maximum DC Blocking Voltage	50	100	200	400	600	800	1000	V
Maximum Average Forward Rectified Current .375"(9.5mm) Lead Length at Tc=150°C	25.0							A
Peak Forward Surge Current, 8.3 ms single half sine-wave superimposed on rated load (JEDEC method)	400							A
Maximum Instantaneous Forward Voltage at 25.0A	1.0							V
Maximum DC Reverse Current at Rated DC Blocking Voltage	25							μA
Typical Junction Capacitance (Note 1)	300							pF
Typical Thermal Resistance R JA (Note 2)	1.0							°C/W
Operating and Storage Temperature Range Tj, Tstg	-65 — +175							°C
Cathode Band Color	Red	Yellow	Silver	Orange	Green	Blue	Violet	

NOTES:

1. Measured at 1MHz and applied reverse voltage of 4.0V D.C.
2. Thermal Resistance from Junction to Ambient .375" (9.5mm) lead length.

RATING AND CHARACTERISTIC CURVES (AR2505 THRU AR2510)

FIG.1-TYPICAL FORWARD CHARACTERISTICS

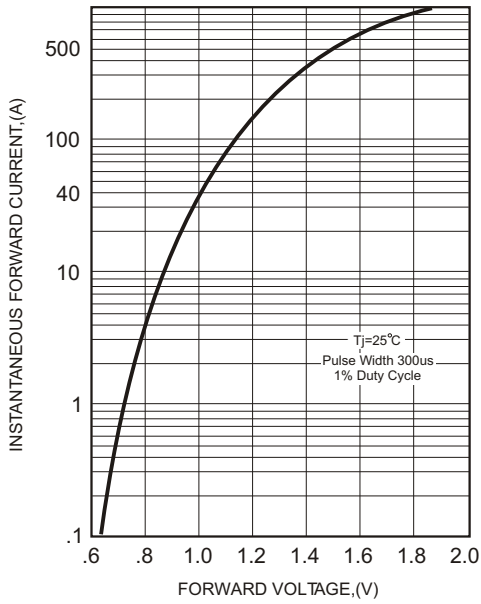


FIG.2-TYPICAL FORWARD CURRENT DERATING CURVE

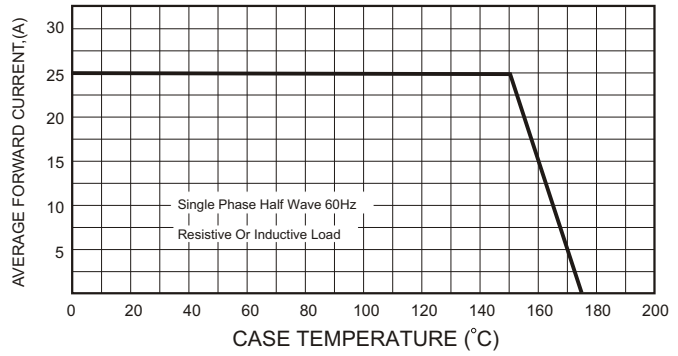


FIG.4-MAXIMUM NON-REPETITIVE FORWARD SURGE CURRENT

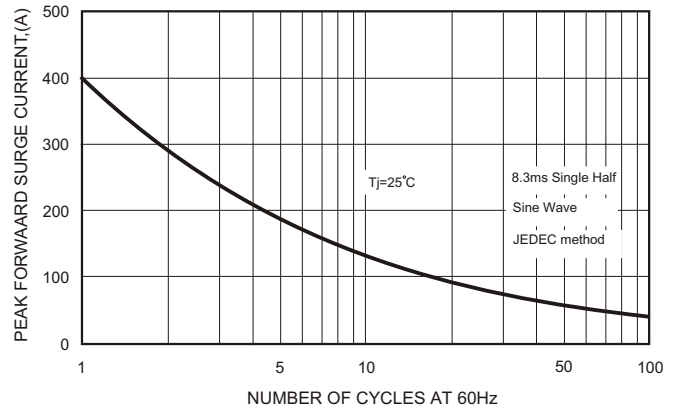


FIG.3 - TYPICAL REVERSE CHARACTERISTICS

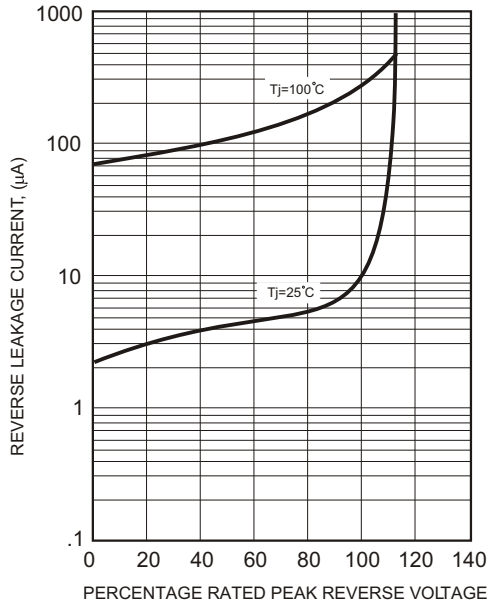


FIG.5-TYPICAL JUNCTION CAPACITANCE

