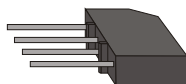


RS101 THRU RS107



SINGLE PHASE 1.0 AMP BRIDGE RECTIFIERS



FEATURES

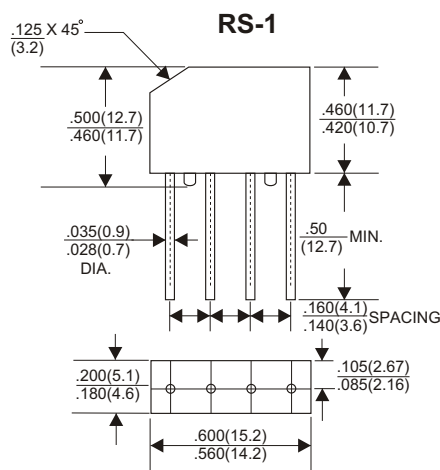
- * Ideal for printed circuit board
- * Low forward voltage
- * Low leakage current
- * Polarity: marked on body
- * Mounting position: Any
- * Weight: 1.52 grams

VOLTAGE RANGE

50 to 1000 Volts

CURRENT

1.0 Ampere



Dimensions in inches and (millimeters)

MAXIMUM RATINGS AND ELECTRICAL CHARACTERISTICS

Rating 25°C ambient temperature unless otherwise specified.
Single phase half wave, 60Hz, resistive or inductive load.
For capacitive load, derate current by 20%.

TYPE NUMBER	RS101	RS102	RS103	RS104	RS105	RS106	RS107	UNITS
Maximum Recurrent Peak Reverse Voltage	50	100	200	400	600	800	1000	V
Maximum RMS Voltage	35	70	140	280	420	560	700	V
Maximum DC Blocking Voltage	50	100	200	400	600	800	1000	V
Maximum Average Forward Rectified Current								
.375"(9.5mm) Lead Length at Ta=50°C	1.0							A
Peak Forward Surge Current, 8.3 ms single half sine-wave superimposed on rated load (JEDEC method)	30							A
Maximum Forward Voltage Drop per Bridge Element at 1.0A D.C.	1.0							V
Maximum DC Reverse Current Ta=25°C	10							μA
at Rated DC Blocking Voltage Ta=100°C	100							μA
Operating Temperature Range, Tj	-65 — +125							°C
Storage Temperature Range, Tstg	-65 — +150							°C

RATING AND CHARACTERISTIC CURVES (RS101 THRU RS107)

FIG.1-TYPICAL FORWARD CURRENT DERATING CURVE

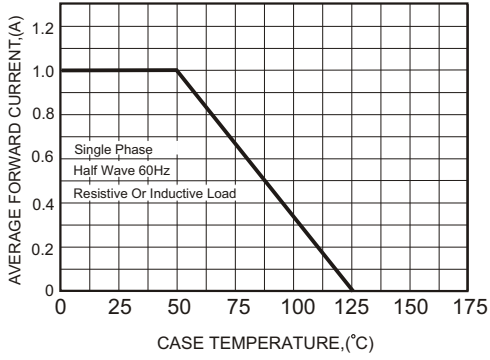


FIG.2-MAXIMUM NON-REPETITIVE FORWARD SURGE CURRENT

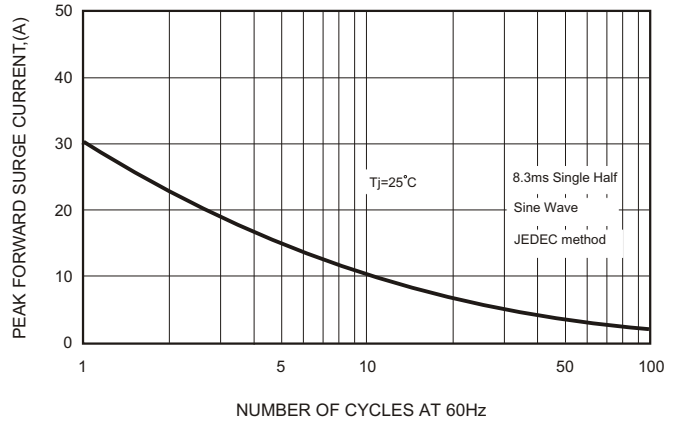


FIG.3-TYPICAL FORWARD CHARACTERISTICS

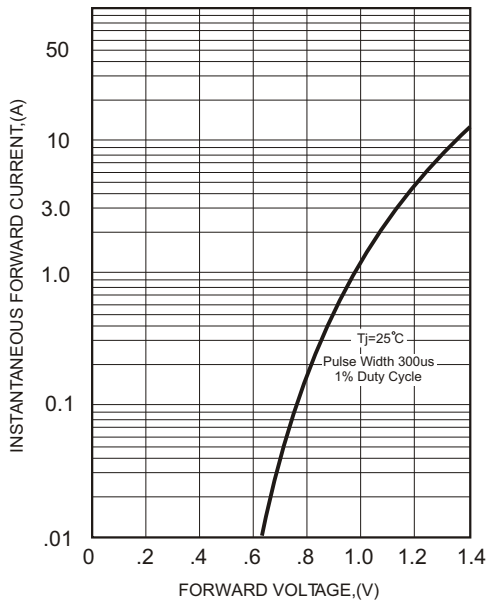


FIG.4-TYPICAL REVERSE CHARACTERISTICS

