

RS201M THRU RS207M



SINGLE PHASE 2.0 AMP BRIDGE RECTIFIERS



FEATURES

- * Ideal for printed circuit board
- * Low forward voltage
- * Low leakage current
- * Polarity: marked on body
- * Mounting position: Any
- * Weight: 1.52 grams

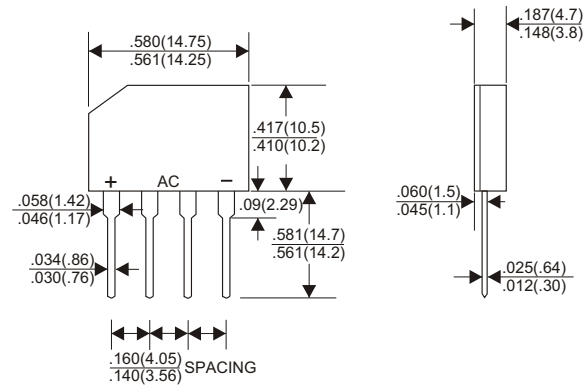
VOLTAGE RANGE

50 to 1000 Volts

CURRENT

2.0 Amperes

RS-2M



Dimensions in inches and (millimeters)

MAXIMUM RATINGS AND ELECTRICAL CHARACTERISTICS

Rating 25°C ambient temperature unless otherwise specified.
Single phase half wave, 60Hz, resistive or inductive load.
For capacitive load, derate current by 20%.

TYPE NUMBER	RS201M	RS202M	RS203M	RS204M	RS205M	RS206M	RS207M	UNITS
Maximum Recurrent Peak Reverse Voltage	50	100	200	400	600	800	1000	V
Maximum RMS Voltage	35	70	140	280	420	560	700	V
Maximum DC Blocking Voltage	50	100	200	400	600	800	1000	V
Maximum Average Forward Rectified Current .375"(9.5mm) Lead Length at Ta=85°C	2.0							A
Peak Forward Surge Current, 8.3 ms single half sine-wave superimposed on rated load (JEDEC method)	50							A
Maximum Forward Voltage Drop per Bridge Element at 2.0A D.C.	1.1							V
Maximum DC Reverse Current Ta=25°C	5							μA
at Rated DC Blocking Voltage Ta=125°C	500							μA
Operating Temperature Range, Tj	-65 — +150							°C
Storage Temperature Range, Tstg	-65 — +150							°C

RATING AND CHARACTERISTIC CURVES (RS201M THRU RS207M)

FIG.1-TYPICAL FORWARD CURRENT DERATING CURVE

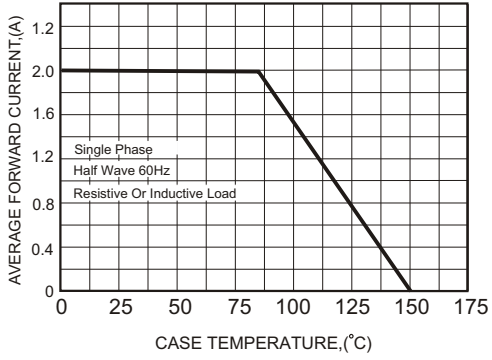


FIG.2-MAXIMUM NON-REPETITIVE FORWARD SURGE CURRENT

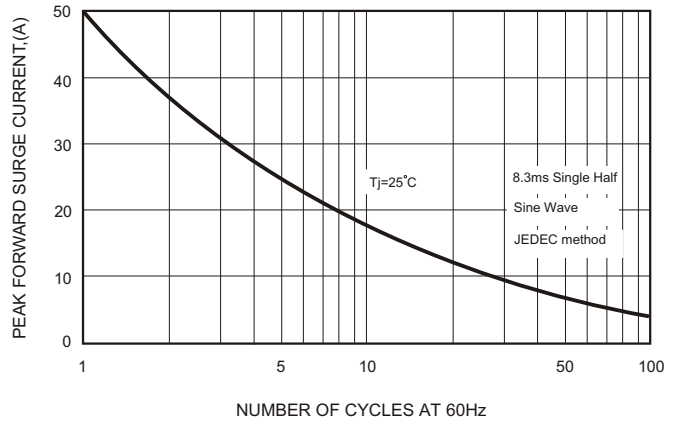


FIG.3-TYPICAL FORWARD CHARACTERISTICS

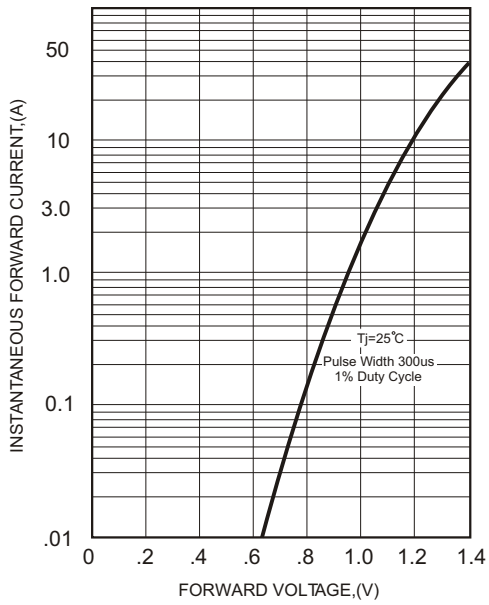


FIG.4-TYPICAL REVERSE CHARACTERISTICS

