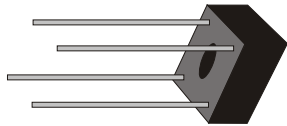


BR805 THRU BR810



SINGLE PHASE 8.0 AMP BRIDGE RECTIFIERS



FEATURES

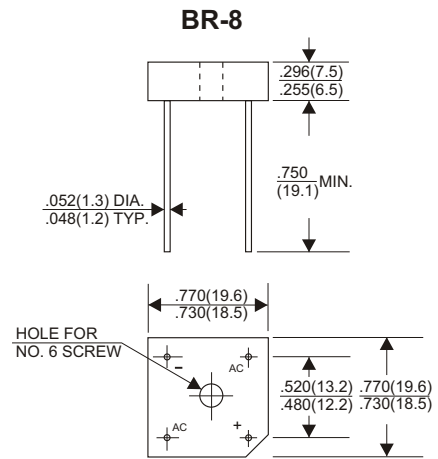
- * Low forward voltage
- * Low leakage current
- * Mounting: Hole thru for #6 screw
- * Mounting position: Any

VOLTAGE RANGE

50 to 1000 Volts

CURRENT

8.0 Amperes



Dimensions in inches and (millimeters)

MAXIMUM RATINGS AND ELECTRICAL CHARACTERISTICS

Rating 25°C ambient temperature unless otherwise specified.
Single phase half wave, 60Hz, resistive or inductive load.
For capacitive load, derate current by 20%.

TYPE NUMBER	BR805	BR81	BR82	BR84	BR86	BR88	BR810	UNITS
Maximum Recurrent Peak Reverse Voltage	50	100	200	400	600	800	1000	V
Maximum RMS Voltage	35	70	140	280	420	560	700	V
Maximum DC Blocking Voltage	50	100	200	400	600	800	1000	V
Maximum Average Forward Rectified Current .375"(9.5mm) Lead Length at Tc=50°C	8.0							A
Peak Forward Surge Current, 8.3 ms single half sine-wave superimposed on rated load (JEDEC method)	125							A
Maximum Forward Voltage Drop per Bridge Element at 4.0A D.C.	1.1							V
Maximum DC Reverse Current Ta=25°C	10							μA
at Rated DC Blocking Voltage Ta=100°C	200							μA
Operating Temperature Range, Tj	-65 — +125							°C
Storage Temperature Range, Tstg	-65 — +150							°C

RATING AND CHARACTERISTIC CURVES (BR805 THRU BR810)

FIG.1-TYPICAL FORWARD CURRENT DERATING CURVE

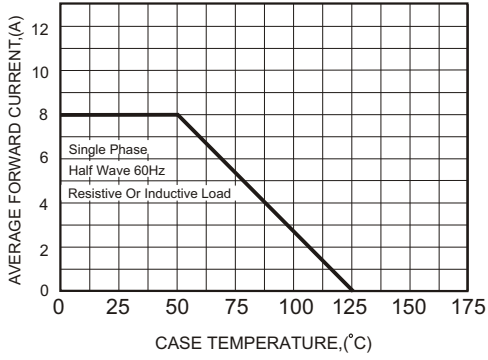


FIG.2-MAXIMUM NON-REPETITIVE FORWARD SURGE CURRENT

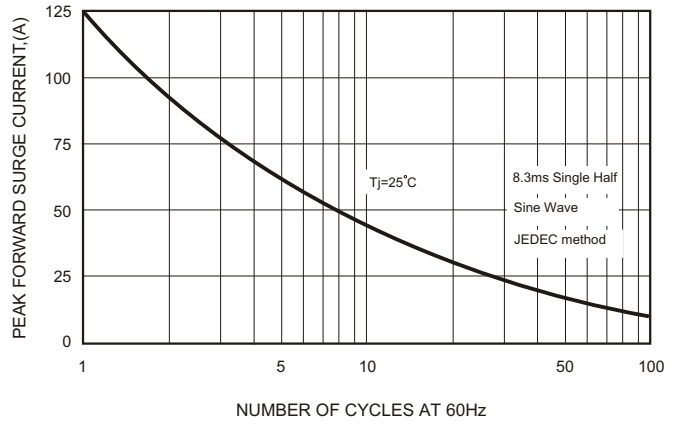


FIG.3-TYPICAL FORWARD CHARACTERISTICS

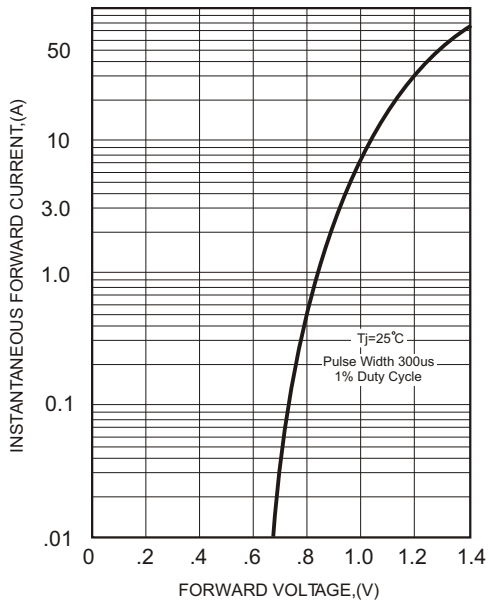


FIG.4-TYPICAL REVERSE CHARACTERISTICS

