

High Precision Chip Resistors

1. Scope

This specification applies to all sizes of rectangular-type fixed chip resistors with Ni/Cr as material.

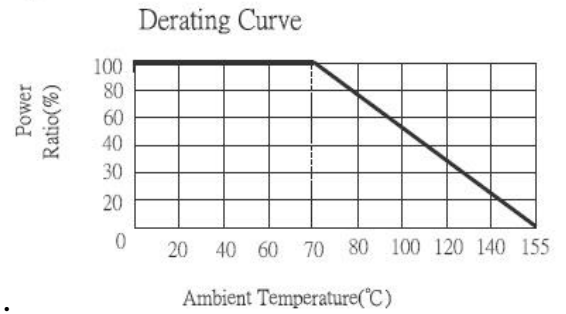
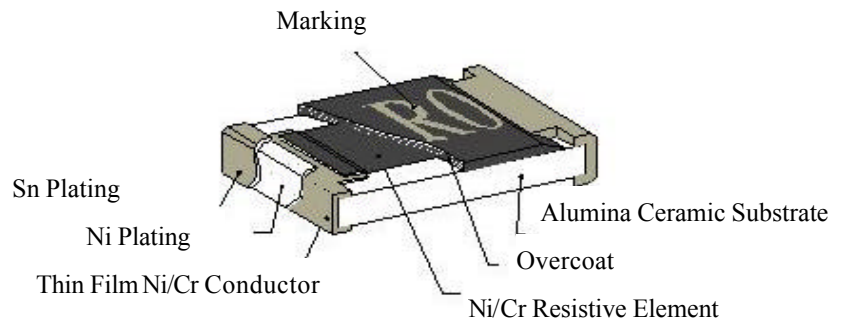
2. Features

- Tolerance from $\pm 0.01\% \sim 1\%$
- Thin film & Ni/Cr Resistor
- TCR from $\pm 5\text{ppm} \sim \pm 50\text{ppm}$ for thin film chip R

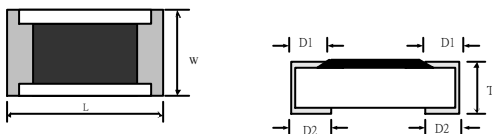
3. Applications

- Medical Equipment
- Measure Instrument
- Communication Device
- Converters
- Printer equipment
- Consumer

4. Construction



5. Dimensions

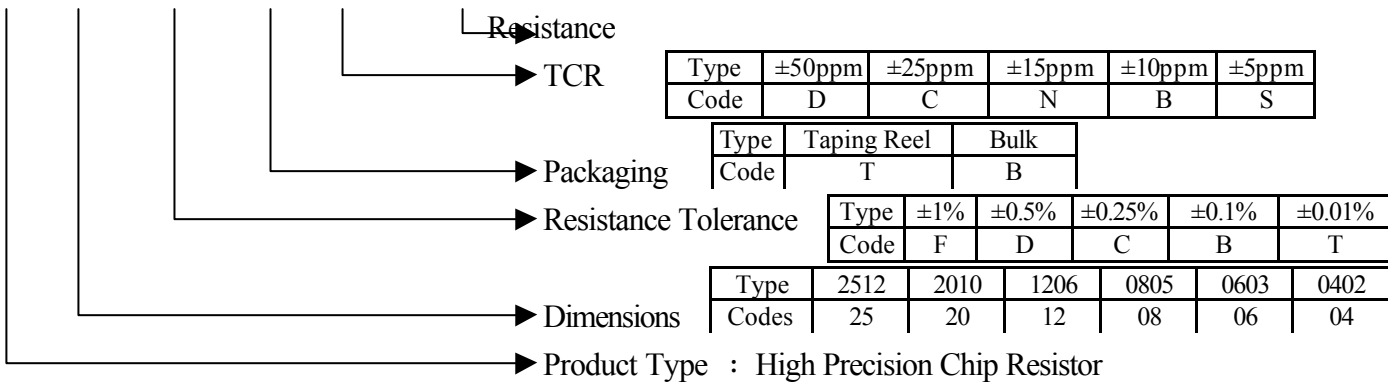


Unit : mm

SIZE	STYLE	L	W	T	D1	D2
2512	RP25	6.3±0.15	3.1±0.15	0.6±0.10	0.6±0.30	0.5±0.25
2010	RP20	4.9±0.15	2.4±0.15	0.6±0.10	0.6±0.30	0.5±0.25
1206	RP12	3.0±0.10	1.5±0.10	0.55±0.10	0.45±0.20	0.40±0.20
0805	RP08	2.0±0.15	1.25±0.15	0.5±0.10	0.3±0.20	0.4±0.20
0603	RP06	1.6±0.10	0.8±0.10	0.45±0.10	0.3±0.20	0.3±0.20
0402	RP04	1.0±0.05	0.5±0.05	0.30±0.05	0.20±0.10	0.2±0.10

6. Product Identification

RP XX X X X XXXX
 RP ?? ? ? ? ????



7. Electrical Characteristics

Item Type	Power Rating	Operating Temp. Range	Max Operating Voltage	Max Overloading Voltage	Resistance Tolerance	Resistance Range	TCR
PR25	1/2W	-55 ~ +155°C	150V	300V	±0.1% ±0.25% ±0.5%	4.7O~1MO	±25ppm ±50ppm
RP20	1/4W	-55 ~ +155°C	150V	300V	±0.1% ±0.25% ±0.5%	4.7O~1MO	±25ppm ±50ppm
RP12	1/8W	-55 ~ +155°C	150V	300V	±0.1% ±0.25% ±0.5%	4.7O~1MO	±25ppm ±50ppm
RP08	1/10W	-55 ~ +155°C	100V	200V	±0.1% ±0.25% ±0.5%	4.7O~1MO	±25ppm ±50ppm
RP06	1/16W	-55 ~ +155°C	50V	100V	±0.1% ±0.25% ±0.5%	100~332KO	±25ppm ±50ppm
RP04	1/16W	-55 ~ +155°C	25V	50V	±0.1% ±0.25% ±0.5%	100~100KO	±25ppm ±50ppm

Operating Voltage $V = \sqrt{P \cdot R}$)

Operating Voltage $V = 2.5 \cdot \sqrt{P \cdot R}$)

※ TRC has the ability to manufacture following options based on customer's requirement.

Tighter tolerance: ±0.05%, ±0.01%;

Resistance: 1 ~ 10 Ω ;

TCR : 5ppm, 10ppm, 15ppm

Other size.

